


PD-LD Inc. offers a variety of packaging options for its 1625 nm laser diodes. These units are available in ready-to-use, fiber-coupled packages, including FC, ST, SC and other receptacles, as well as fiber-pigtailed units.

The InGaAsP laser diodes offered by PD-LD are of proven design and manufacture; the standard wavelength is 1625 nm. Fiber-coupled CW (continuous-wavelength) output powers range from 0.1 - 2 mW, depending on the fiber type (singlemode or multimode) used. Tracking error over OTR -40 to +85C is 1.0 dB maximum; typical 0.5 dB.

Optional board or panel mount flanges are available for pigtailed devices; contact PD-LD Sales. Also, PD-LD Inc. will package non-standard lasers or parts specified by a customer using standard or custom receptacle or pigtailing techniques. Lasers in 5.6 or 9.0 mm TO cans can be packaged.

Both receptacle and pigtail packages are made using an active micro-positioning system and laser welding process ensuring a reliable and well constructed product.

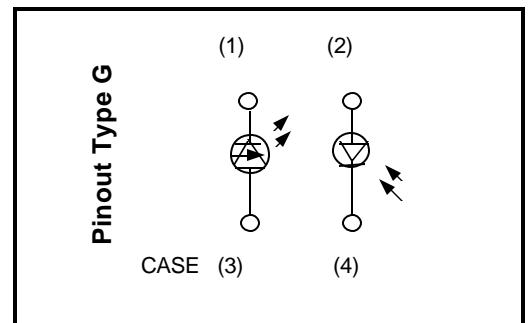


Features

- Tracking error 0.5 dB
- Compact, reliable receptacle & coax fiber-coupled package
- 0.1 - 1.5 mW singlemode (9/125)

Applications

- Fiberoptic communications systems
- Fiberoptic test instrumentation



Performance Specifications

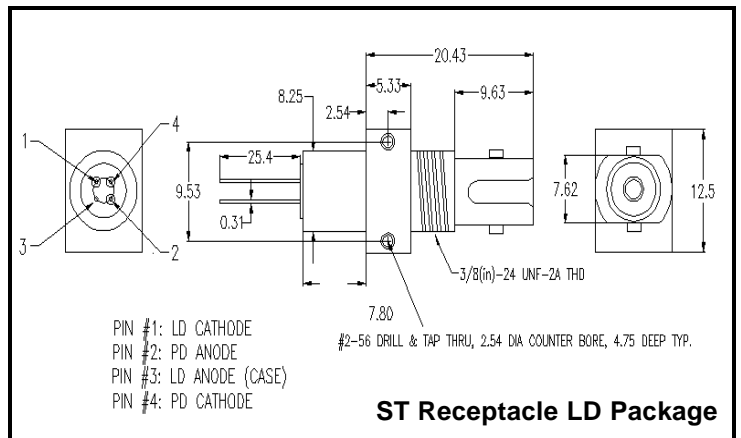
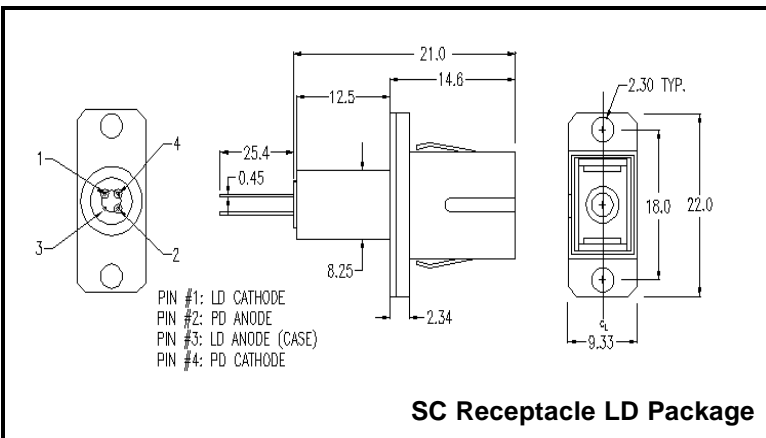
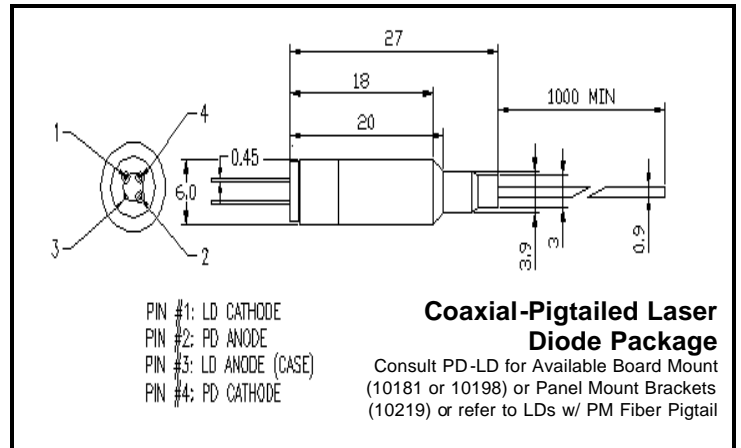
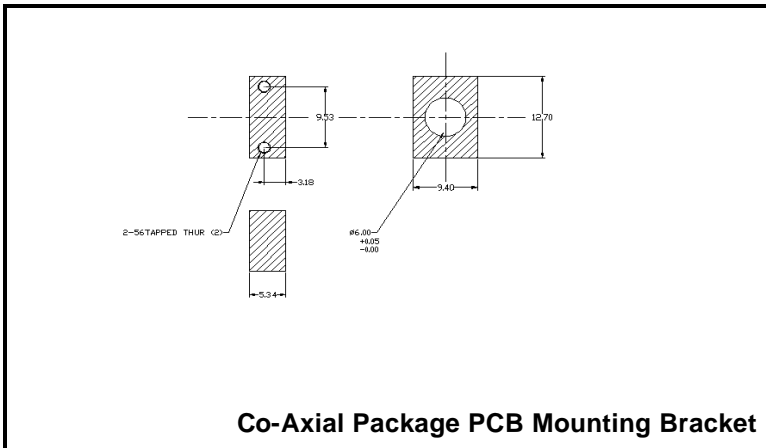
PD-LD Part No. ¹	Power (mW)		Min. Fiber Coupled Power (mW)	Type	Threshold Current (mA)		Operating Current (mA)		Monitor PD Current (mA)	
	Wavelength (nm)	Min. Typ. Max.			Typ. Max.	Typ. Max.	Typ. Max.	Min. Typ.		
Continuous Wavelength InGaAsP 1625 nm Lasers @ 25C										
PL16M001100A-0-0-01	1600	5 10 1615 1650	1 mW coupled 9/125	InGaAsP MQW	15 30	30 45	30 45	InGaAs 0.1 0.8		
PL16M001FC11-S-0	1600	5 10 1615 1650	1 mW into 9/125 SMF	InGaAsP MQW	15 30	30 45	30 45	InGaAs 0.1 0.8		
PL16M002200A-0-0-01	1600	5 10 1615 1650	2 mW coupled 50/125	InGaAsP MQW	15 30	30 45	30 45	InGaAs 0.1 0.8		
PL16M001SC21-S-01	1600	5 10 1615 1650	1 mW into 9/125 SMF	InGaAsP MQW	15 30	30 45	30 45	InGaAs 0.1 0.8		
PL16M0.51FAA-0-0-01	1600	5 10 1615 1650	0.5 mW into 9/125 SMF	InGaAsP MQW	15 30	30 45	30 45	InGaAs 0.1 0.8		
PL16M0.5FC21-S-0	1600	5 10 1615 1650	0.5 mW coupled 9/125	InGaAsP MQW	15 30	30 45	30 45	InGaAs 0.1 0.8		
PL16M0.5FC11-S-0	1600	5 10 1615 1650	0.5 mW into 9/125 SMF	InGaAsP MQW	15 30	30 45	30 45	InGaAs 0.1 0.8		

¹Examples only; most device/package combinations available.

Changes to specifications may be made without notice.

03-02 PL16M Rev.2

Physical Dimensions (mm) & Pin Connection



Ordering Information

Lasers Pigtailed

PLWWWPPPFCCB-0-V-LL

L = Laser
WWW=Wavelength and Pin-out

1625nm: 16M

Laser Receptacle

PLWWWPPPRRRF-O-V

PPP = Fiber-Coupled Power

0.1 = 0.10 mW (100 μW) **0.8 = 0.8 mW (800 μW)**
0.2 = 0.20 mW (200 μW) **001 = 1.0 mW**
0.5 = 0.5 mW (500 μW) **002 = 2.0 mW**

F = Fiber Type

- 1 = 9/125 SMF
- 2 = 50/125 MMF
- 3 = 62.5/125 MMF
- 4 = 100/140 MMF
- 9 = Customer Supplied

B = Bracket Type

- A = None
- B = Panel Mount
- C = Board Mount

RRR=Receptacle Type

- FC1=FC Panel mount
- FC2=FC Board mount
- SC1=SC Panel mount only
- SC2=SC Panel/board mount
- ST7=ST low profile
- ST8=ST high profile

O=Orientation

- 0=N/A
- A=Bracket Shipped Loose (pigtailed unit)
- Specify orientation as required

V=Version

- 0=Standard
- Unique Codes for specific requirements

LL = Length in meters (01,02,0.5 ect.) (pigtailed devices only)

CC = Connector Type (pigtailed devices only)

ST = ST/PC **SC = SCPC** **SA=SC/APC** **FC = FC/PC** **FA = FC/APC** **FU = FC/UPC** **OO = No Connector**