

PD-LD Inc. offers a variety of packaging options for its DFB Series of laser diodes. These units are available in ready-to-use, fiber-coupled packages, including FC, ST, and SC receptacles, as well as fiber-pigtailed units.

The InGaAsP laser diodes offered by PD-LD are of proven design and manufacture; the standard wavelengths are centered at 1310 and 1550nm. Fiber-coupled CW (continuous-wavelength) output powers range from 0.1 - 2 mW, depending on the fiber type and desired performance level. Tracking error over OTR -40 to +85C is 1.0 dB maximum .

Optional board or panel mount flanges are available for pigtailed devices; contact PD-LD Sales. Also, PD-LD Inc. will package non-standard lasers or parts specified by a customer using standard or custom receptacle or pigtailing techniques. Both receptacle and pigtail packages are made using an active micro-positioning system and laser welding process ensuring a reliable and well constructed product.

PD-LD offers two popular pin-outs for DFB lasers to address various existing PCB layouts.



Features

- **Internal Monitor Photodetector**
- **Compact, reliable receptacle & coax fiber-coupled package**
- **0.1 - 2.0 mW singlemode (9/125)**
- **30dB minimum side mode suppression**
- **0.2nsec typical rise/fall time**

Performance Specifications

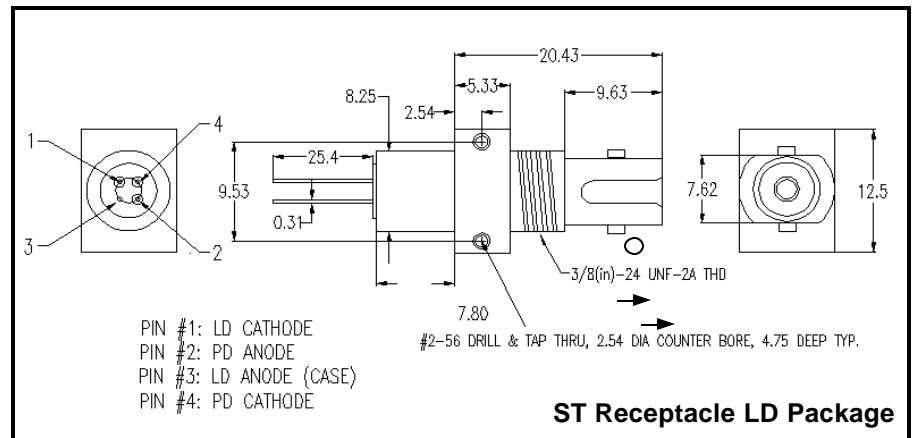
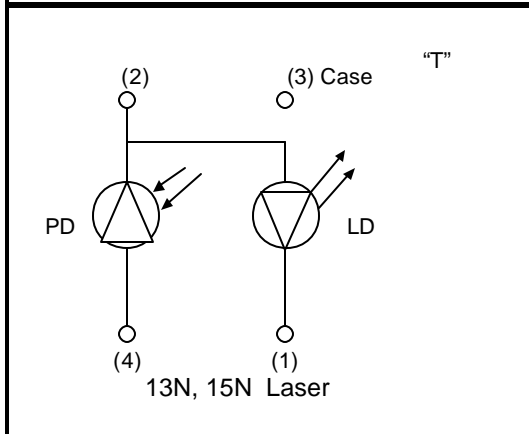
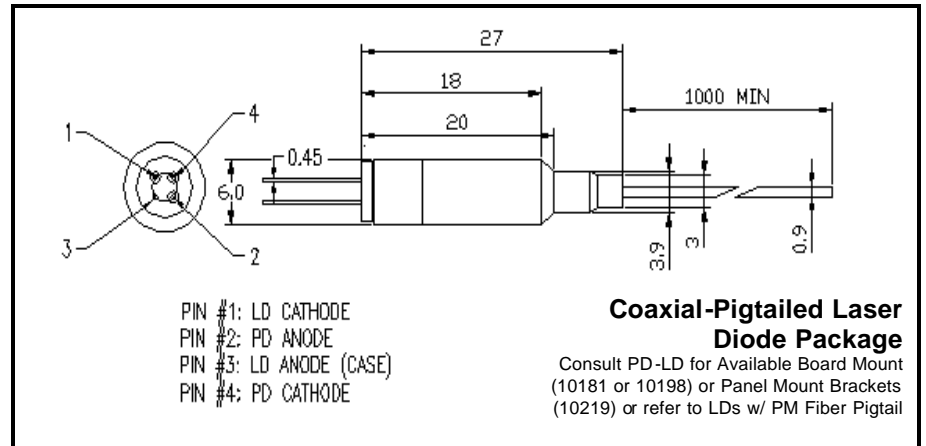
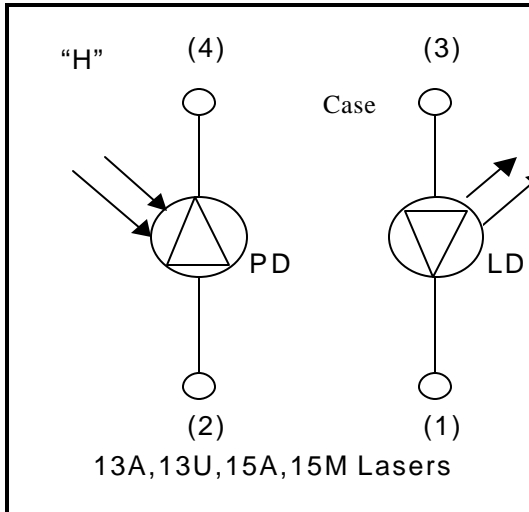
PD-LD Part No. ¹	Wavelength (nm)		Min. Fiber Coupled Power (mW)	Pin-out	Threshold Current (mA)		Operating Current (mA)		Monitor PD Current (mA)	
	Min.	Typ. Max.			Typ.	Max.	Typ.	Max.	Min.	Typ.
Continuous Wavelength InGaAsP Lasers @ 25C										
PL13U001100B-R-0-01	1290	1310	1330	1 mW into 9/125 SMF	"H"	6	20	18	40	InGaAs 0.1 0.8
PL13U0.5FC11-S-0	1290	1310	1330	0.5mW FC Receptacle	"H"	6	20	18	40	InGaAs 0.1 0.8
PL13N0021FAA-0-0-01	1295	1310	1325	2 mW into 9/125 SMF	"T"	10	15	20	35	InGaAs 0.1 0.8
PL15M0011SCA-0-0-01	1530	1550	1570	1 mW into 9/125 SMF	"H"	10	30	30	60	InGaAs 0.1 0.8
PL15M0.51SCC-R-0-01	1530	1550	1570	0.5 mW into 9/125 SMF	"H"	15	30	30	45	InGaAs 0.1 0.8
PL15N001FCG-R-0-01	1530	1550	1570	1 mW into 9/125 SMF	"T"	10	15	20	30	InGaAs 0.1 0.8
PL15N002FC0-0-0-01	1530	1550	1570	2 mW into 9/125 SMF	"T"	10	15	20	30	InGaAs 0.1 0.8

¹ Examples only; most device/packaging combinations available.

Changes to specifications may be made without notice.

03-02PL13/15DFB. Rev.2

Physical Dimensions (mm) & Pin Connection



Ordering Information

Lasers - Pigtailed & Receptacle

PLWWWPPPFCCB-0-V-LL

L = Laser

WWW=Wavelength and Pin-out

1310nm

1550nm

PPP = Fiber-Coupled Power

0.1 = 0.10 mW (100 μW) 0.8 = 0.8 mW (800 μW)

0.2 = 0.20 mW (200 μW) 001 = 1.0 mW

0.5 = 0.5 mW (500 μW) 002 = 2.0 mW

F = Fiber Type

1 = 9/125 SMF

2 = 50/125 MMF

3 = 62.5/125 MMF

4 = 100/140 MMF

9 = Customer Supplied

B = Bracket Type

A = None

B = Panel Mount

C = Board Mount

O=Orientation

0=None

A=Bracket Shipped Loose (pigtailed units only)

Specify orientation as required

V=Version

0=Standard Specifications

LL = Length in meters (01,02,0.5 etc.) (pigtailed devices only)

CC = Connector Type (pigtailed devices only)

ST = ST/PC SC = SCPC SA=SC/APC FC = FC/PC FA = FC/APC FU = FC/UPC OO = No