


PD-LD Inc. offers a variety of packaging options for its Fabry Perot Series of laser diodes. These units are available in ready-to-use, fiber-coupled packages, including FC, ST, and SC receptacles, as well as fiber-pigtailed units.

The InGaAsP MQW laser diodes offered by PD-LD are of proven design and manufacture; the standard wavelengths are centered at 1310 and 1550nm. Fiber-coupled CW (continuous-wavelength) output powers range from 0.1 - 2 mW, depending on the fiber type and desired performance level. Tracking error over OTR -40 to +85C is 1.0 dB maximum.

Optional board or panel mount flanges are available for pigtailed devices; contact PD-LD Sales. Also, PD-LD Inc. will package non-standard lasers or parts specified by a customer using standard or custom receptacle or pigtailling techniques. Both receptacle and pigtail packages are made using an active micro-positioning system and laser welding process ensuring a reliable and well constructed product.

PD-LD offers two popular pin-outs for FP lasers to address various existing PCB layouts.



Features

- Internal Monitor Photodetector
- Compact, reliable receptacle & coax fiber-coupled package
- 0.1 - 2.0 mW singlemode (9/125)
- 1.7nm RMS Spectral Width
- 1.5 GHz Bandwidth

Applications

- Fiberoptic communications systems
- Fiberoptic test instrumentation

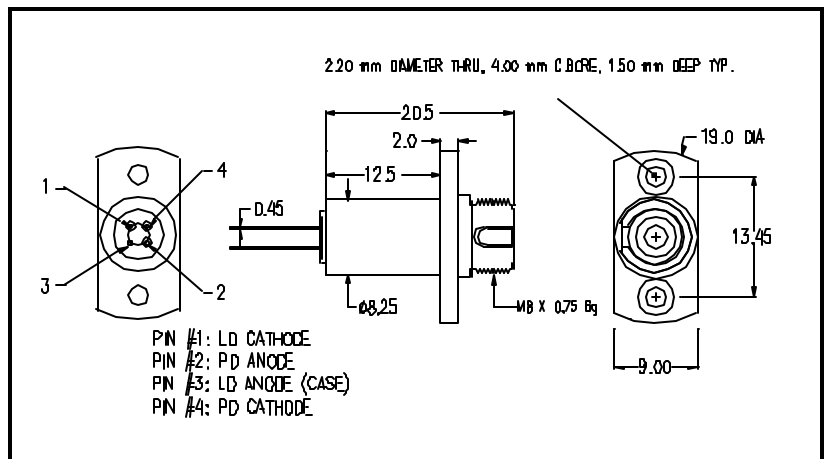
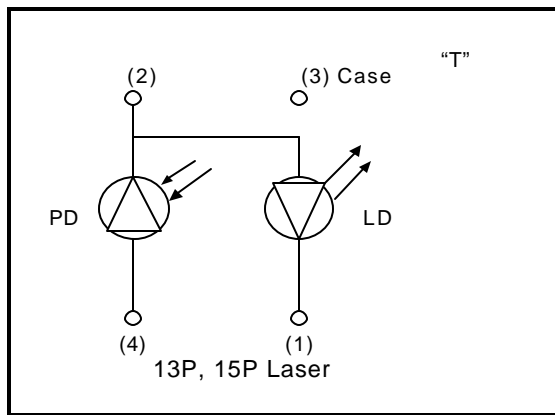
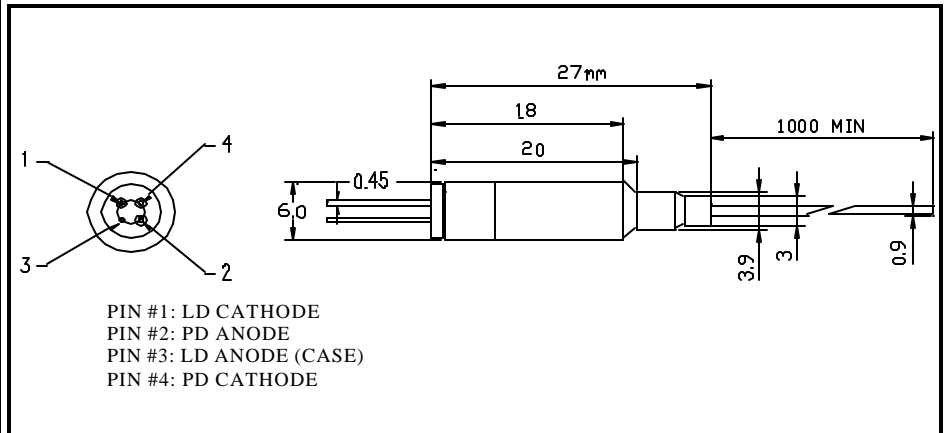
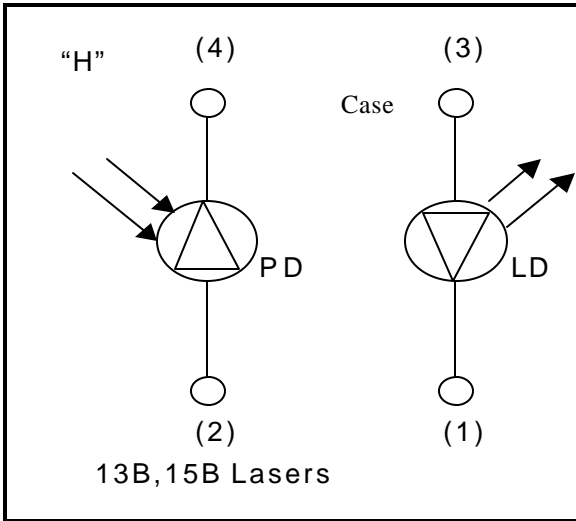
Performance Specifications

PD-LD Part No. ¹	Wavelength (nm)			Min. Fiber Coupled Power (mW)	Pin-out	Threshold Current (mA)		Operating Current (mA)		Monitor PD Current (mA)	
	Min.	Typ.	Max.			Typ.	Max.	Typ.	Max.	Min.	Typ.
Continuous Wavelength InGaAsP MQWLasers @ 25C											
PL13B001100B-R-0-01	1290	1310	1330	1 mW into 9/125 SMF	"H"	5	15	20	35	InGaAs	0.1 0.8
PL13B0.5ST71-S-0	1290	1310	1330	0.5mW ST Receptacle	"H"	5	15	20	35	InGaAs	0.1 0.8
PL13P0021FAA-0-0-01	1295	1310	1325	2 mW into 9/125 SMF	"T"	10	20	20	35	InGaAs	0.1 0.8
PL13P001FC11-S-0	1295	1310	1325	1 mW FC Receptacle	"T"	10	20	20	35	InGaAs	0.1 0.8
PL15B0.51SCC-R-0-01	1530	1550	1570	0.5 mW into 9/125 SMF	"H"	10	20	30	50	InGaAs	0.1 0.8
PL15M001FCG-R-0-01	1530	1550	1570	1 mW into 9/125 SMF	"T"	10	20	20	35	InGaAs	0.1 0.8
PL15M002FC0-0-0-01	1530	1550	1570	2 mW into 9/125 SMF	"T"	10	20	20	35	InGaAs	0.1 0.8

¹ Examples only; most device/packaging combinations available. Changes to specifications may be made without notice. 03-02 PLFP1315. Rev.2

PLD L1315FP- Series Laser Diodes for Fiber Optics

Physical Dimensions (mm) & Pin Connection



Ordering Information

Lasers Pigtailed

PLWWWPPPFCCB-0-V-LL

L = Laser
WWW=Wavelength and Pin-out

1310nm: 13B, 13P
1550nm: 15B, 15P

Laser Receptacle

PLWWWPPPRRRF-O-V

PPP = Fiber-Coupled Power

.1 = 0.10 mW (100 μW) **0.8 = 0.8 mW (800 μW)**
0.2 = 0.20 mW (200 μW) **001 = 1.0 mW**
0.5 = 0.5 mW (500 μW) **002 = 2.0 mW**

F = Fiber Type

1 = 9/125 SMF
2 = 50/125 MMF
3 = 62.5/125 MMF
4 = 100/140 MMF
9 = Customer Supplied

B = Bracket Type

A = None
B = Panel Mount
C = Board Mount

RRR=Receptacle Type

FC1=FC Panel mount
FC2=FC Board mount
SC1=SC Panel mount only
SC2=SC Panel/board mount
ST7=ST low profile
ST8=ST high profile

O=Orientation

O=N/A
A=Bracket Shipped Loose (pigtailed unit)
Specify orientation as required

V=Version

0=Standard
Unique Codes for specific requirements

LL = Length in meters (01,02,0.5 ect.) (pigtailed devices only)

CC = Connector Type (pigtailed devices only)

ST = ST/PC **SC = SCPC** **SA=SC/APC** **FC = FC/PC** **FA = FC/APC** **FU = FC/UPC** **OO = No Connector**